



THERMOSPAN[®] 200

PREMIUM THERMAL
EFFICIENCY AND LOW
MAINTENANCE



WAYNE DALTON COMMERCIAL DOORS

Thermospan[®] 200

INSULATED SECTIONAL STEEL DOORS CUT YOUR TOTAL COST

Wayne Dalton Thermospan[®] 200 provides premium thermal efficiency and low maintenance costs, resulting in a door that costs less to own. Continuous foamed-in-place polyurethane insulation and a non-conductive thermal break between the inner and outer skins combine to provide a U-value of .057 and an R-value of 17.50.

The Wayne Dalton Thermospan[®] Series doors are the only doors in the industry with patented, roll-formed integral struts on each section, making them the most rigid doors available.

- PREMIUM THERMAL QUALITIES
R-VALUE: 17.50, U-VALUE: 0.057
- THERMAL BREAK
- 2 INTEGRAL STEEL STRUTS PER SECTION FOR SUPERIOR STRENGTH AND RIGIDITY
- STANDARD SIZES UP TO
40' 2" WIDE AND 32' 1" HIGH
- STEEL/POLYURETHANE/STEEL
- CFC AND HCFC FREE/FULLY ENCAPSULATED INSULATION



Sectional Door Systems

Standard Features Overview

Thermal Efficiency

R-value	17.50 (3.09 W/Msq)
U-value	0.057 (.324 W/Msq)
Thermal Break	Thermoplastic adhesive with rubber seal
Air Filtration	.07 cfm/ft2

Construction

Section Thickness	1-13/16" (46mm)
Integral Struts	Two 1-3/4" struts per section for strength and rigidity
Max Standard Height	32'1" (9779 mm)
Max Standard Width	40'2" (12243 mm)
Steel Gauge	27
Interior per section	Roll formed with two 1-3/4" integral struts sealed with polypropylene rib caps
Standard Springs	15,000 cycle

Warranty

TEN (10) YEARS against cracking, splitting, rust deterioration and delamination.
ONE (1) YEAR against defects in material and workmanship

Color and Window Options

Interior Color	White
----------------	-------

Codes and ASTM Standard Class

STC (ASTM E 413)	Class 22
OITC (ASTM E 1332)	Class 19
ASTM E 84	Class A
UBC 17-5	Meets
ASTM D 1929	Flash ignition = 734° F, Self ignition = 950° F

Options

- Pass Door
- Vision Lites
- Aluminum Full View Sections
- Chain Hoist Operation
- Motor Operation
- Sensing Edges
- Photo Eyes
- High Cycle Spring (25K, 50K, 100K)
- 3" Track Option
- Solid Shafts
- Perimeter Weatherseal
- Special Track Designs
- Mullions

For those who make energy conservation combined with durability and strength a high priority, the Thermospan® 200 is the ideal choice in sectional doors.

Why choose the Thermospan® 200?

- Strength and Rigidity – Features two patented 1¾" integral roll-formed struts per section providing the highest strength-to-weight ratio.
- Virtually maintenance free due to the surface of hot-dipped galvanized, structural quality steel that is factory finished with pre-painted primer and baked on finish.
- Thermal Efficiency – innovative thermal break that keeps the interior skin at room temperature, preventing condensation and frost and thereby resisting corrosion. Flexible vinyl bulb seal and non-corrosive polymer retainer prevent water and air infiltration at the bottom of the door. Long Lasting – Reinforcement plates are located at all hardware attachment locations, and industry standard commercial-grade, heavy-duty, hot-dipped galvanized hardware also contribute to the Thermospan® 200's long service life.

Finish Options


White Embossed Stucco Finish



Tan Embossed Stucco Finish



Brown Embossed Stucco Finish



Contact Wayne Dalton for additional sizes and colors.

Wind load options available



THERMOSPAN® 200



Lite Options



Vision Lites allow for visibility while maintaining security



Aluminum full view sections allow for maximum natural light and visibility

Joint seal

prevents air infiltration and saves energy.

Thermal break

separates inner and outer skins so virtually no heat or cold is conducted through section.

Prepainted inner and outer skins for added corrosion-resistance.

NOTE: Both skins are also hot-dipped galvanized steel for further protection against corrosion.

Solid polyurethane core

provides maximum thermal efficiency and adds to quiet operation and strength.

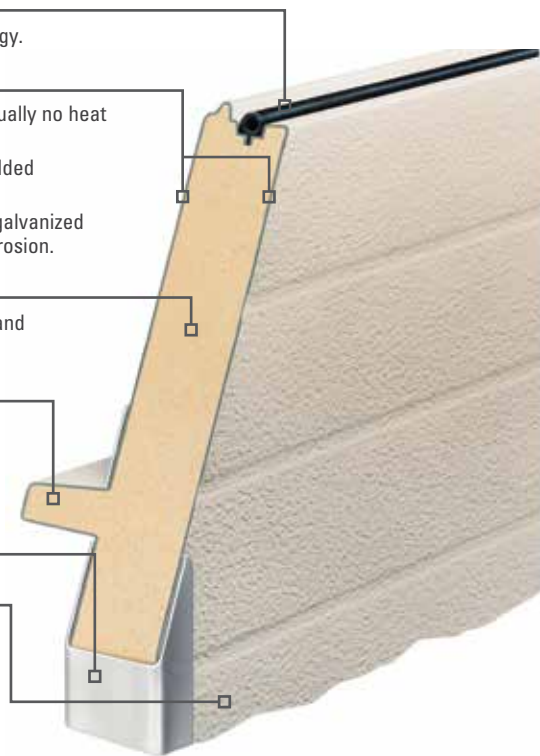
Integral struts

Two 1 $\frac{3}{4}$ " patented, integral roll-formed struts per section increases rigidity and strength.

Two-inch nominal thickness.

Embossed pinstriping

(grooves) on Thermospan® 200's embossed stucco outer skin adds strength and enhances appearance.



General Operating Clearances

Type	Headroom***		Sideroom**		Depth into Room	Center Line of Springs	
	2" Track	3" Track	2" Track	3" Track	2" & 3" Track	2" Track	3" Track
Standard Lift Manual 12" R	13"-17"	NA	4.5"	5.5"	Opening Height +18"	Opening Height +12"	N/A
Standard Lift Manual 15" R	15"-20"	16"-21"				Opening Height +13"	Opening Height +14"
Standard Lift Motor Oper. 12" R	15"-20"	NA			Opening Height +66"	Opening Height +12"	N/A
Standard Lift Motor Oper. 15" R	15"-20"	18"-24"				Opening Height +13"	Opening Height +14"
High Lift Manual	High Lift +12"		24" One Side		Opening Height -Lift +30"	Opening Height +Lift +6.5"	Opening Height +Lift +7.5"
High Lift Motor Oper.							
Vertical Lift Manual	Door Height +20"		4.5"	5.5"	18"	Double Door Height +13"	
Vertical Lift Motor Oper.			24" One Side				
Low Headroom Manual*	6"-15"	6"-15"	6"	9"	Opening Height +20" to -26"	N/A	
Low Headroom Motor Oper.*	9"-17"	9"-17"			Opening Height +66"		

Panel/Section Selection Guide

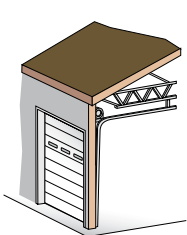
Door Section and Lite Selection			Door Height and Section Selection	
Door Width	Number of Panels	Maximum Number of Windows	Door Height	Number of Sections
Up to 9'2"	2	2 or 3	Up to 8'1"	4
9'3" to 12'2"	3	3 or 4	8'-8" to 10'1"	5
12'3" to 16'2"	4	4 or 5	10'5" to 12'1"	6
16'3" to 19'2"	5	6	12'2" to 14'1"	7
19'3" to 24'2"	6	7	14'2" to 16'1"	8
24'3" to 28'2"	7	7	22'-2" & Up	Call Factory
28'3" to 32'2"	8	8	For assistance from the factory, please call 800 827-3667	
32'3" to 33'11"	9	9		
34'0" to 36'11"	10	10		
37'0" to 38'11"	11	11		
39'0" to 40'2"	12	12		

*Springs must be rear mount to achieve minimum headroom listed. Front mount torsion headroom depends on drum size, and varies over the range listed.

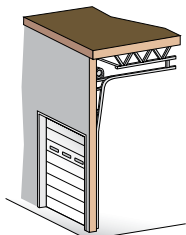
**8" side-room required, one side, for doors with chain hoist.

***Headroom for standard lift depends on drum size, and varies over the range listed.

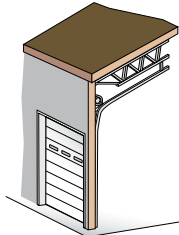
Track Selection Guide



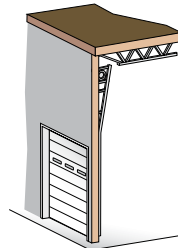
Standard Lift



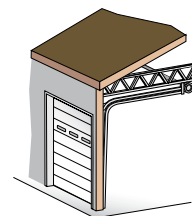
High Lift (break-away is standard, straight incline is available)



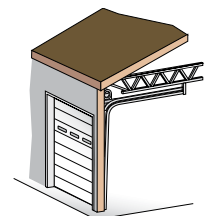
Roof Pitch (standard or high lift)



Vertical Lift (break-away is standard, straight incline is available)



Low Headroom (rear mount torsion)



Low Headroom (front mount torsion)

FOR TECHNICAL INFORMATION, VISIT WWW.WAYNE-DALTON.COM/COMMERCIAL

Architect Resource Center

www.wayne-dalton.com/commercial

Go to www.wayne-dalton.com/commercial and click on the Architect Resource Center. Here you will quickly find all of the specifications, drawings and documents you need to complete your project.

DISTRIBUTED BY:



Beaton Industrial, Inc. | 800-724-4052 | Support@BeatonIndustrial.com

©2014 Wayne Dalton, a division of Overhead Door Corporation. Consistent with our policy of continuing product improvement, we reserve the right to change product specifications without notice or obligation. Item 332536 2M 3/14 JAR